


Sunny and Low Garden for Pollinators

These plants were selected for their drought tolerance and height. Most are 24" or under, ranging to 36" in the center. Plants in this design are tough enough for a dry boulevard.

Prairie Dropseed
 Fine leaves create 2' high mounds of texture that will offset the height and color of the blooms around it, Prairie Dropseed is most beautiful in groups.

14 plants

PD



height 24"

Wild Strawberry
 This low ground-cover will spread throughout this planting, helping to stabilize soil and conserve moisture and providing tiny but delicious early summer fruit.

24 plants

WS




height 8"

A low-growing native coral bell, **Alumroot** provides early blooms and it's crisp leaves will look great against the textures of Butterfly Milkweed and Prairie Dropseed grass.

6 plants

AR




height 24"

Purple Prairie Clover is a graceful legume that forms a vase-shape of blooming stems beloved by pollinators. It is not a favored food of deer or rabbits and is extremely drought resistant.

plants

PP




height 24"

Narrow Leaved Coneflower
 Minnesota's only native coneflower, it is shorter than its relative Purple coneflower, but with similar flowers, Host plant of the Ottoo Skipper butterfly.

8 plants

NL



height 24"

Butterfly Milkweed's bright mid-summer fireworks attract butterflies and bees alike. Vibrant color and tough, this plant can handle boulevard conditions, Butterfly Milkweed is amazing!

12 plants

BM




height 24"

Wild Bergamot
 One of the best plants for attracting native pollinators, some people call it 'Sweet Leaf' because the edible foliage can be made into a minty tea.

7 plants

WB



height 36"

Pearly Everlasting
 attracts bees and butterflies and blooms in the hottest time of the summer when pollinator foods are sometimes scarce. Beautiful fuzzy silver foliage.

8 plants

PE



height 24"

Silky Aster
 This aster has a sprawling habit and is best supported by other plants. It is a host plant for Silvery Checkerspot larva. Blooms last from summer into late fall.

5 plants

SA




height 24"



Note:
 To make this planting smaller, eliminate the center portion of the design, shown in the dotted black line.

Keep plants in groups to create more visual impact and make it easier for pollinators to forage efficiently.

Low growing plants are on the edges, taller plants in the center.



20 feet



Featured Pollinator:
Minnesota's State Bee
Rusty-Patched Bumble Bee
Bombus affinis
 Key nectar and pollen plants include **Purple Prairie Clover, Narrow Leaved Coneflower, Butterfly Milkweed, Wild Bergamot and Silky Aster**

Substitutions for selected species

Use plants found within their natural range, this helps protect nearby native plant communities and provides plant species that are sure to be compatible with local insect populations.

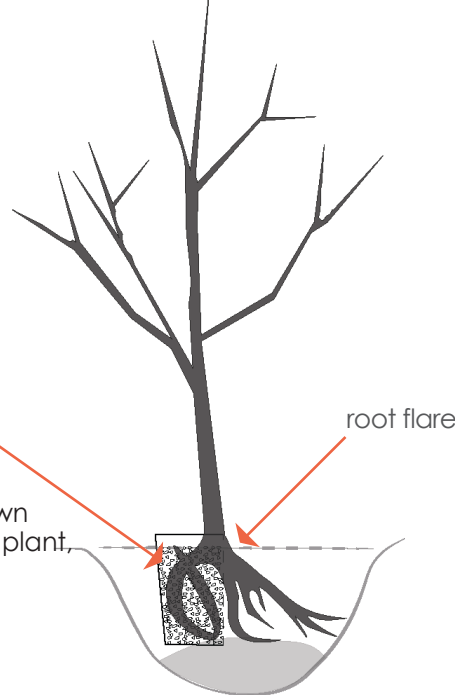
Prairie Dropseed	Wild Strawberry	Alumroot	Purple Prairie Clover	Narrow Leafed Coneflower	Butterfly Milkweed	Wild Bergamot	Pearly Everlasting	Silky Aster
Little Blue-stem, Side Oats Grama, Hairy Grama, Blue Gramma, Purple Love Grass, Pennsylvania Sedge*, Bicknell's Sedge	Pussytoes, Bearberry*, False Strawberry*, Creeping Thyme*, Sedum*, Wild Petunia, Prairie Smoke, Creeping Speedwell*, Creeping Phlox*, Harebells*, Ground Plum	Bishop's Cap*, Wild Ginger*, Coral Bells•, Lady's Mantle•, Berginia•*, Hostas•*, Prairie Careopsis, Prairie Onion, Jacob's Ladder*, Wild Geranium*, OvaLeaf, Milkweed, Downy Wood Mint•*	Lead Plant, Wild Lupine, Wild Blue Indigo^, Cream Wild Indigo^, Perennial Salvia•, Giant Hyssop, Hoary Vervain, Sneezeweed^, Canada Anemone	Dense Blazingstar, Purple Coneflower, Pale Coneflower, Prairie Onion, Foxglove, Penstemon, Large-Flowered Penstemon, Sweet Black-Eyed Susan, Blanket Flower hybrids•	Common Milkweed, Prairie Larkspur, Evening Primrose, Flowering Spurge, Lead Plant, Prairie Phlox, Wild Blue Phlox*, Poppy Mallow• Autumn Joy Sedum	Bee Balm Hybrids•*, Spotted Horsemint, Mountain Mint*, New Jersey Tea, Catmint, Russian Sage•^, Lamb's Ear•, Culver's Root, Bugbane*	Common Yarrow, Yarrow cultivars•, Calico Aster*, Calamintha•, Catmint•^, Cornflower•, Dianthus•, Borage•, Oregano•, Prairie Rose^, Lamb's Ear•,	Heath Aster, Aromatic Aster, Sky Blue Aster^, Maryland Figwort, White Upland Aster, Giant Hyssop, White Sage, Cream Gentian, Stiff Goldenrod

• non-native * Shade alternative ^ Larger Plant -use 1 plant to replace 3 shown in template

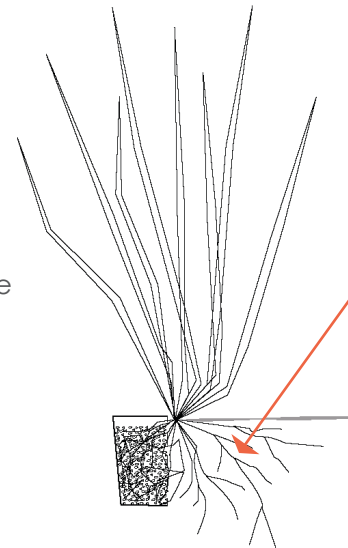
Planting Tips for new gardeners

- Prepare your new garden bed. Use methods found on BWSR's Creating Residential Pollinator Habitat page
- Dig a hole as deep and 2-3 sizes wider than the pot. Remove the pot.
- Loosen roots and remove any roots that have growing a circle around the base of the plant.
- The soil level should be just below the flare of the tree or shrub and the base of your plant.
- Spread roots, then re-fill hole. Tamp soil down gently around the roots. Mulch around the plant, but don't place mulch against the trunk.
- Water immediately after planting, then once a week for the first summer

TREES & SHRUBS



PERENNIAL PLANTS



- Prepare your new garden bed. Use methods found on BWSR's Creating Residential Pollinator Habitat web-page
- Dig a hole as deep and 2-3 sizes wider than the pot.
- Remove the pot.
- Loosen roots and remove any roots growing in a circle around the base of the plant.
- Mulch around the plant, but don't place mulch against the stem.
- Water immediately after planting, then once a week for the first summer.

