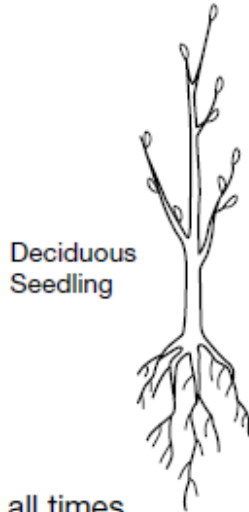




How to Plant a Bareroot Seedling



Coniferous Seedling

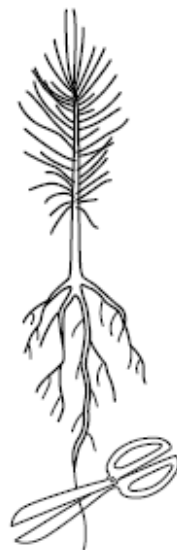


Deciduous Seedling

- 1 Keep roots moist at all times. Dry roots die.
- 2 Dig a hole twice as wide as and slightly deeper than root length.
- 3 If hole cannot be dug deep enough to fit entire root system, trim roots with scissors to same length as seedling's above ground height or 8 inches, whichever is longer.



Cut only if needed.



- 4 Place roots in hole so top of first root is slightly below surface level.



- 5 Distribute roots evenly, making sure roots are straight and not doubled over or "J" rooted.



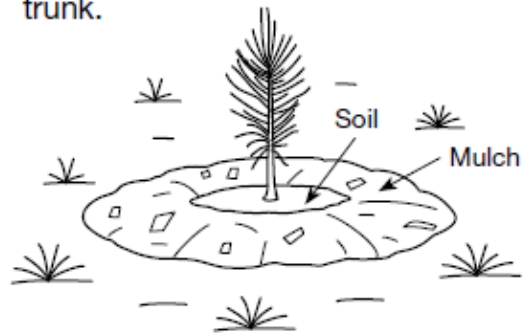
Don't create a "J" root.

- 6 Backfill hole to slightly above top of first root.

- 7 Heel in soil with foot to remove air pockets.

- 8 Water entire backfill area.

- 9 When feasible, place mulch around seedling, keeping mulch away from trunk.



Don't create a mulch volcano.

